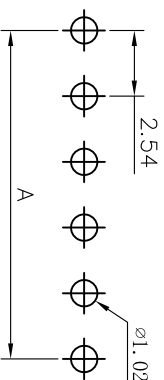
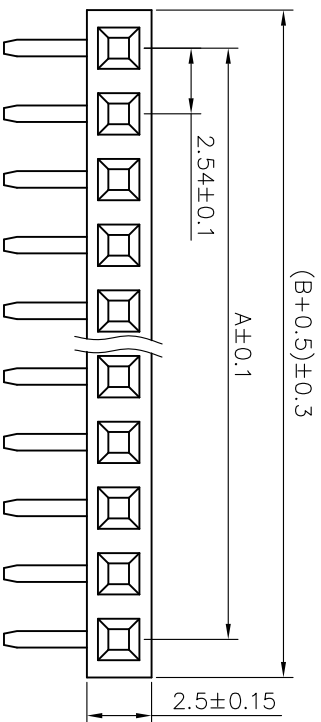


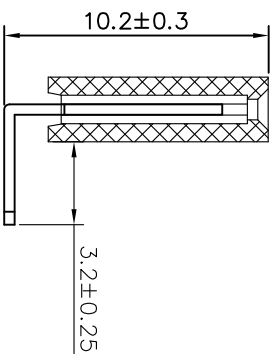
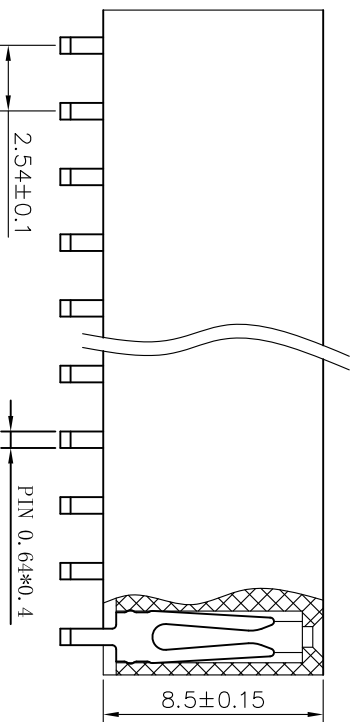
# Kinghelm®



RECOMMEND P.C.B LAYOUT  
PCB TOLERANCE: ±0.05 (TOP VIEW)

### SPECIFICATIONS

Current Rating: 3Amps  
 Insulation Resistance: 1000MΩ Min  
 Contact Resistance: 20mΩ Max  
 Withstanding Voltage: AC 1000V  
 Operation Temperature: -40° to +105°  
 Contact Material: Brass  
 Standard: PA6T  
 Insulator Material: Polyester (UL 94V-0)  
 Contact Plating: Gold Flash  
 Max. Processing Temp: 240° C for 30-60seconds  
 (260° C for 5seconds)



- (1) Pin Spacing: 254=2.54mm
- (2) Product Name: FH=Female Header
- (3) No. of Rows: 1=Single Row ; 2=Dual Row
- (4) No. of Pins Per Row: 1~40
- (5) Insulator Material Height: 50=5.0mm; 85=8.5mm
- (6) Connector Type: S=Straight; R=Right Angle; M=SMT
- (7) Connector Material Length: 30=3.0mm; 32=3.2mm
- (8) Insulator Material Width: 50=5.0mm; 55=5.5mm
- (9) Contact Plating: G0=Gold Flash; AU15=Au 1.5u"
- (10) Connector Material Type: U=U Type; Y=Y Type
- (11) Insulator Material Option:  
 A=BK-PBT; B=BK-PA6T; C=BK-PA46; D=KB-LCP; S=Special

深圳市金航标电子有限公司

WWW.BDS666.COM

KH-2.54FH90-1X12P-H8.5

0755-83044319

UNLESS OTHERWISE SPECIFIED TOLERANCE

DRAWN NAME:

2.54FH 1x12Pin H8.5 90°

X : ±0.3 X° : ±5°  
 X.X : ±0.2 X.X° : ±1°  
 X.XX : ±0.1 X.XX° : ±0.5°

SIZE	A4	SCALE	N:1	PRODUCT NO.
REV	A	UNIT	mm	PROJECT
CHECKED:	LU JING NUAN 21/11/24	CHECKED:		APPROVED:

THESE DRAWINGS AND SPECIFICATIONS ARE THE PROPERTY OF SHENZHEN YIXINING TECHNOLOGY CO., LTD AND SHALL NOT BE REPRODUCED, COPIED OR USED IN ANY MANNER WITHOUT THE PRIOR WRITTEN CONSENT OF SHENZHEN YIXINING TECHNOLOGY CO., LTD

No. of	DIM. A	DIM. B	No. of	DIM. A	DIM. B	No. of	DIM. A	DIM. B	No. of	DIM. A	DIM. B
1	0.00	2.54	11	25.40	27.94	21	50.80	53.34	31	76.20	78.74
2	2.54	5.08	12	27.94	30.48	22	53.34	55.88	32	78.74	81.28
3	5.08	7.62	13	30.48	33.02	23	55.88	58.42	33	81.28	83.82
4	7.62	10.16	14	33.02	35.56	24	58.42	60.96	34	83.82	86.36
5	10.16	12.70	15	35.56	38.10	25	60.96	63.50	35	86.36	88.90
6	12.70	15.24	16	38.10	40.64	26	63.50	66.04	36	88.90	91.44
7	15.24	17.78	17	40.64	43.18	27	66.04	68.58	37	91.44	93.98
8	17.78	20.32	18	43.18	45.72	28	68.58	71.12	38	93.98	96.52
9	20.32	22.86	19	45.72	48.26	29	71.12	73.66	39	96.52	99.06
10	22.86	25.40	20	48.26	50.80	30	73.66	76.20	40	99.06	101.60

1	2	3	4	5	6	7	8	9
---	---	---	---	---	---	---	---	---